角号 PIN	定义 FUNCTION	颜色 COLOR	线径 WIRE GAGE
1	刹车 BRAKE (+)	红 RED	18AWG
2	刹车 BRAKE (-)	蓝 BLUE	

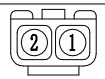

壳体 Housing:H66L6-02P
针 Terminal:T66L6-B

刹车线 Brake Wire

角号 PIN	定义 FUNCTION	颜色 COLOR	线径 WIRE GAGE
1	U相 MOTOR U	黄 YELLOW	12AWG
2	V相 MOTOR V	红 RED	
3	W相 MOTOR W	黑 BLACK	
4	PE相 MOTOR PE⏚	黄绿 YELLOW/GREEN	14AWG
5	NC	NC	

动力线 Power Wire

角号 PIN	定义 FUNCTION	颜色 COLOR	线径 WIRE GAGE	角号 PIN	定义 FUNCTION	颜色 COLOR	线径 WIRE GAGE
1	DC +5V	红 RED	28AWG	9	W	白 WHITE	28AWG
2	GND	黑 BLACK		10	V	灰 GRAY	
3	NC	NC		11	/Z	黄黑 YELLOW/BLACK	
4	U	棕 BROWN		12	/B	绿黑 GREEN/BLACK	
5	/U	棕黑 BROWN/BLACK		13	/A	蓝黑 BLUE/BLACK	
6	Z	黄 YELLOW		14	/W	白黑 WHITE/BLACK	
7	B	绿 GREEN		15	/V	灰黑 GRAY/BLACK	
8	A	蓝 BLUE					

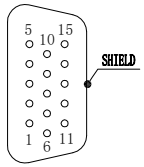

DB 15M

反馈线 Feedback Wire

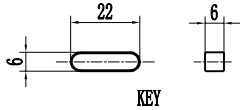

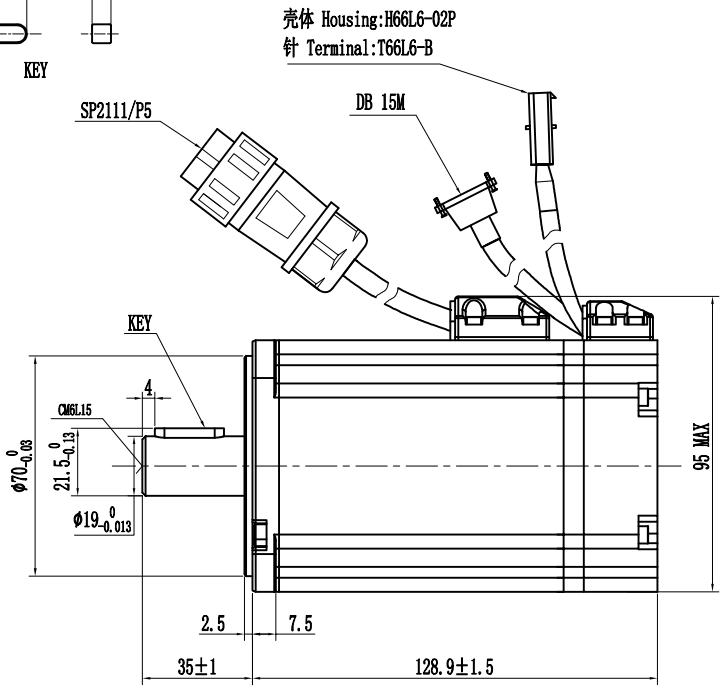

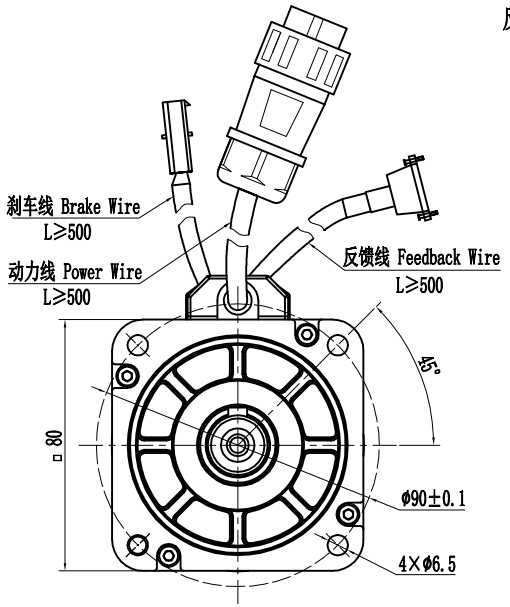

刹车参数 Brake Data

静摩擦力 Static Friction (N.m)	4N.m
电压 Voltage (VDC)	24
功率 Power (W)	11.5

技术参数 Technical Data

极数 No. of poles	10
直流母线电压 DC Link Voltage U_{DC}(V)	48
额定功率 Rated Power P_N (W)	1000
额定转矩 Rated Torque T_N (N.m)	3.18
额定转速 Rated Speed n_N (rpm)	3000
额定电流 Rated Current I_N (A)	26.4
最大电流 Maximum Current I_m (A)	88
最大转矩 Maximum torque T_m (N.m)	9.54
连续静态转矩 Standstill torque T_S (N.m)	3.5
连续静态电流 Standstill current I_S (A)	29
线电阻 Resistance line-line R_L (Ω)	0.052 (20℃)
线电感 Inductance line-line L_L (mH)	0.215
电气时间常数 Electrical time constant τ_e (ms)	4.13
机械时间常数 Mechanical time constant τ_m (ms)	0.6
反电势常数 Voltage constant K_e (V/krpm)	7.8
转矩常数 Torque constant K_t (Nm/A)	0.13
转动惯量 Rotor moment of inertia Jm (Kg.cm^2)	1.099
最大径向力 Max. radial force Fr(N)	335
最大轴向力 Max. axial force Fa(N)	167.5
反馈装置 Feed back device	Incremental 2500ppr Magnetic Encoder
绝缘等级 Insulation class	F
防护等级 Protection level	IP54
重量 Weight (Kg)	3.0

Performance Curve

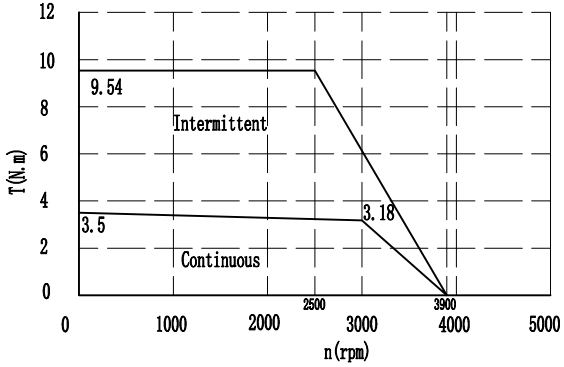

VER	DESCRIPTION OF CHANGE

VER	ECN NO.	CHANGE	APP'D	DATE

FINAL TOLERANCE REFERENCE
GB/T 1804-m Unit:mm
LINER

≤6	±0.1	>6~30	±0.2
>30~120	±0.3	>120~400	±0.5

MATERIAL

FIRST ANGLE PROJECTION

DESIGN	YL	21-12-31
CHECK	LS	21-12-31
APPROVE	SL	21-12-31

SHEET 1 OF 1

P/NO.	9.7394SS
TITLE	Outside Drawing
USED ON	PMC-080S100A-WBK-5DCH
SCALE:	VER: V1.0

PRAZKO

A